

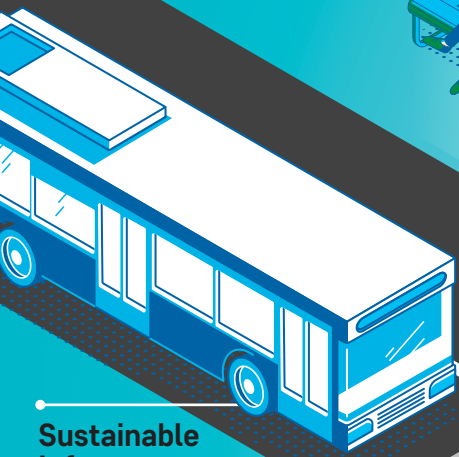
# WHERE YOUR TAX DOLLARS GO:



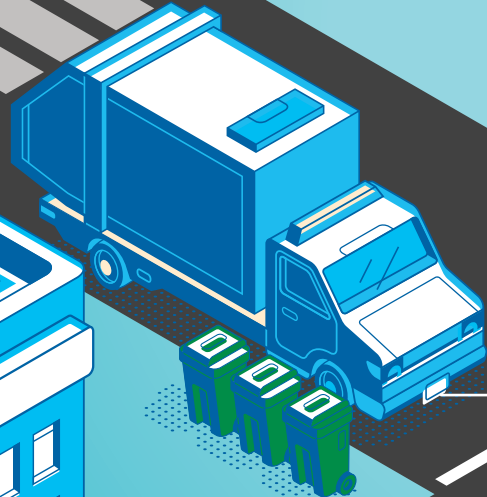
**Livable Community**  
\$21.5M




**Mobility**  
\$20.8M



**Sustainable Infrastructure**  
\$38.9M



**Economic Vitality**  
\$8.8M



**Capital Budget (Roads/Vehicles/Facilities)**  
\$30.3M




**Public Safety** \$56.0M

**Environmental Stewardship**  
\$5.4M



**Governance & Civic Engagement**  
\$6.6M



**Grants & Contributions**  
Grants (Community/Tourism/Arts): \$860K  
Contributions (Not-for-Profits/Institutions): \$2.6M  
Other: \$101K  
**TOTAL: \$3.6M**

## WATER & SEWER UTILITY

As per provincial legislation, Fredericton's Water & Sewer Utility is self-funded, deriving its revenue from rates collected and government infrastructure grants. The Utility is currently focused on replacing aging pipes and infrastructure.

The typical Fredericton household pays just \$2.70 daily for water and sewer services.

2025 rates lowest in the region.

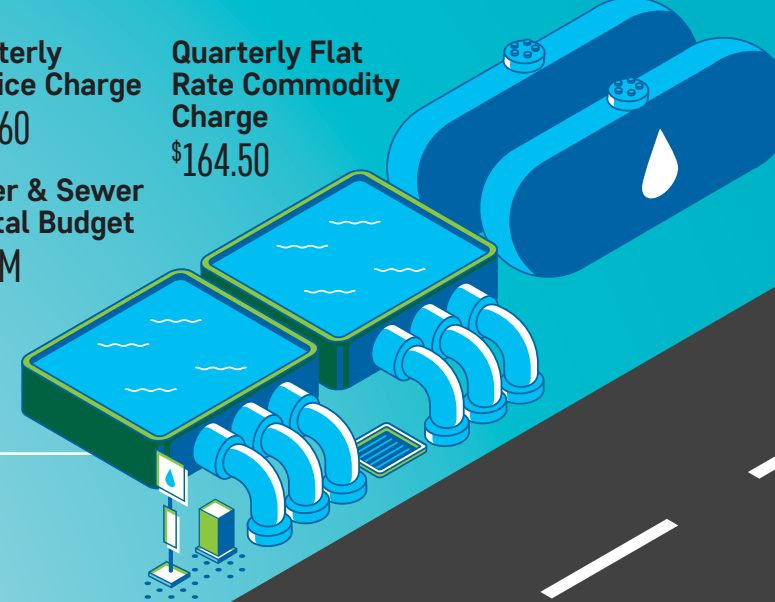
**Water & Sewer Budget**  
\$24.5M

**Combined Rate**  
\$2.04/m<sup>3</sup>

**Quarterly Service Charge**  
\$144.60

**Water & Sewer Capital Budget**  
\$11.3M

**Quarterly Flat Rate Commodity Charge**  
\$164.50



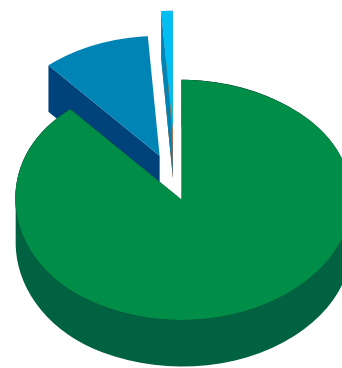
# Fredericton 2025 BUDGET

**GENERAL FUND OPERATING BUDGET**  
**\$180.2M**

7.10% increase over 2024. Inflationary needs addressed. All existing services maintained; some expanded.

## WHERE THE MONEY COMES FROM

- \$156.3M Property Tax
- \$19.9M User Charges, Licenses, Fees & Other
- \$4.0M Other



## TAX RATES

(per \$100 of assessment)

Inside Rate	\$1.3086
Outside Rate	\$1.1565
Saint Mary's <sup>1</sup>	\$0.6159
Douglas / Pepper Creek / Estey's Bridge <sup>1</sup>	\$0.7286
Lakeside Estates <sup>1</sup>	\$0.6862
Lincoln <sup>1</sup>	\$0.5042

<sup>1</sup> These areas also pay \$0.4115 in taxes to the Province for road maintenance